



Pakistan Pulses Outlook

Presented by

Muhammad Ahmed

CEO AWAM Group

President Pakistan Pulses and Importer
Association

Pakistan Pulses Importer Association



Pakistan Economic Outlook

- Population of 220 million
- Annual consumption of Pulses of 1.6 million MT
- Per Capita Consumption of 7kg only
- Annual import of 1 million MT
- Fluctuation in exchange rate

Pakistan Pulses Production

Commodity	2016	2017	2018	2019
Desi Chickpeas	300 k	300 k	350 k	350 k
Kabuli Chickpeas	60 k	60k	75 k	30 k
Lentils	15 k	15k	15 k	5 k
Yellow Peas	0	0	0	0
Black Matpe	0	0	0	0

Desi chickpeas

- **Seeding -----Dec-Jan**
- **Harvesting -----April End-May**
- **Fall in Production of Desi Chickpeas**
- **Crop seeding updates of 2020**

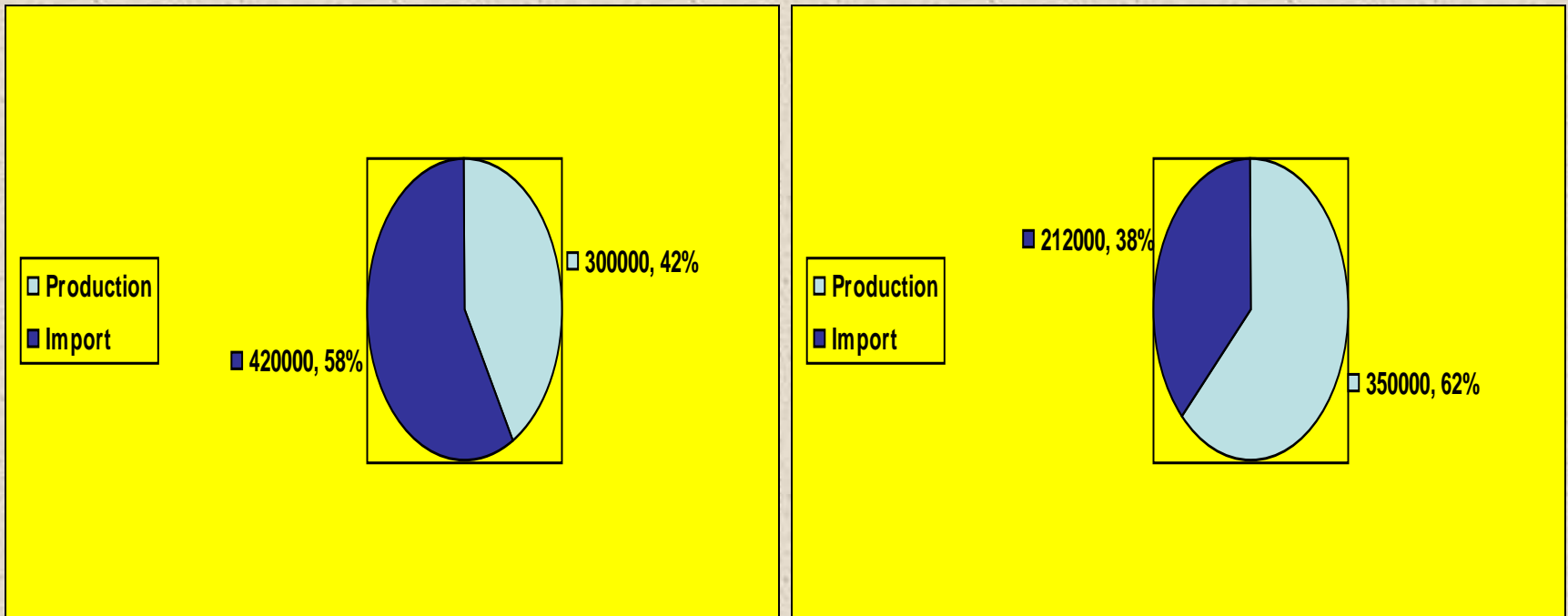
Pakistan Pulses Import

Commodity	2016	2017	2018	2019 Jan-Sept
Desi chickpeas	155 k	420 k	212 k	41 k
Kabuli chickpeas	170 k	181 k	207 k	240 k
Lentils	127 k	96 k	89 k	86 k
Yellow peas	217 k	206 k	200 k	150 k
Black Matpe	44 k	86 k	67 k	43 k

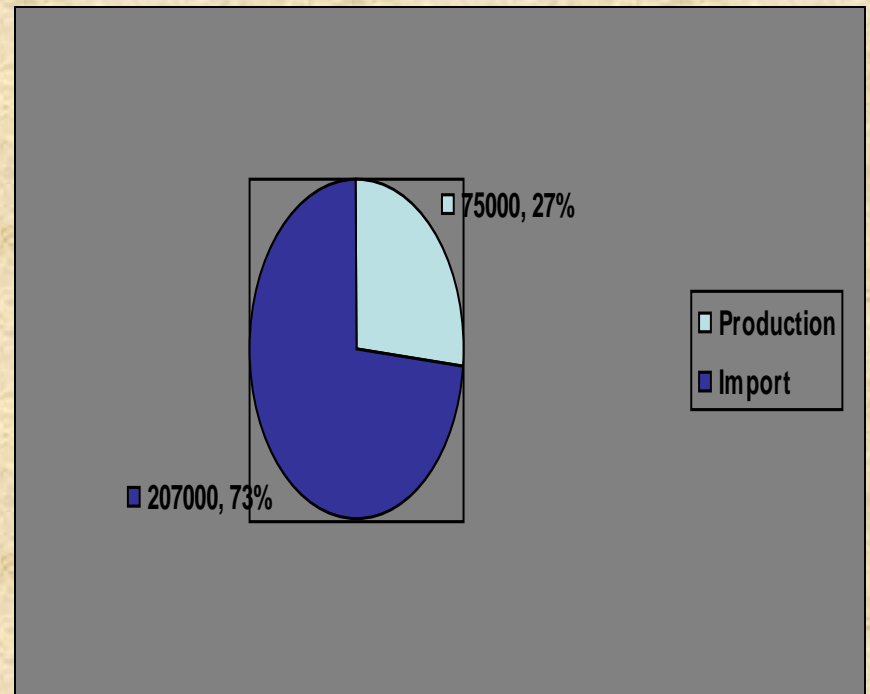
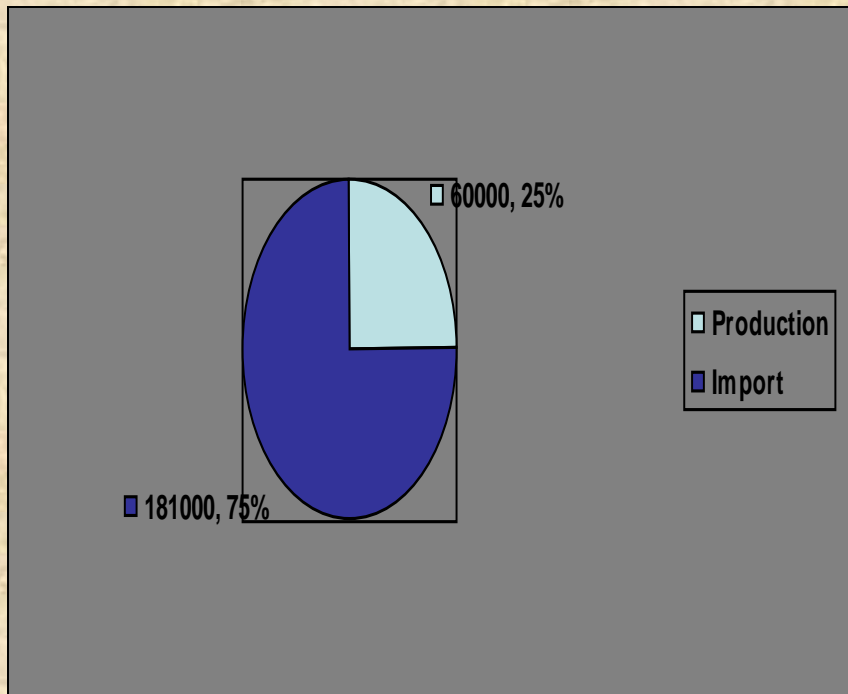
Import VS Production

2017 vs 2018

Desi Chickpeas



Import VS Production 2017 vs 2018 Kabuli Chickpeas

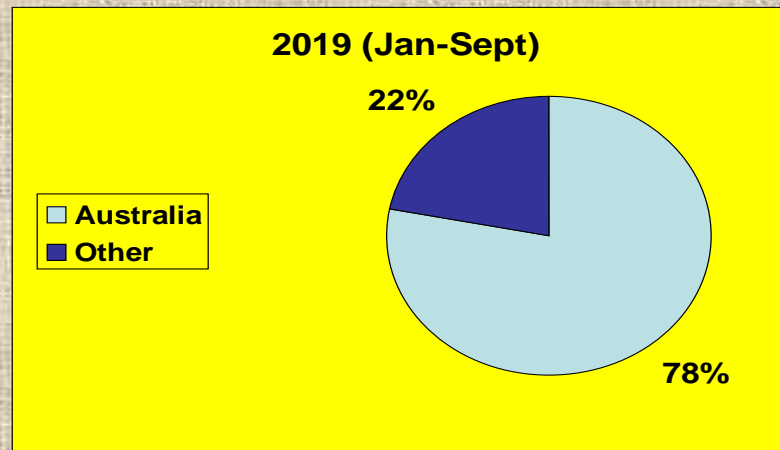
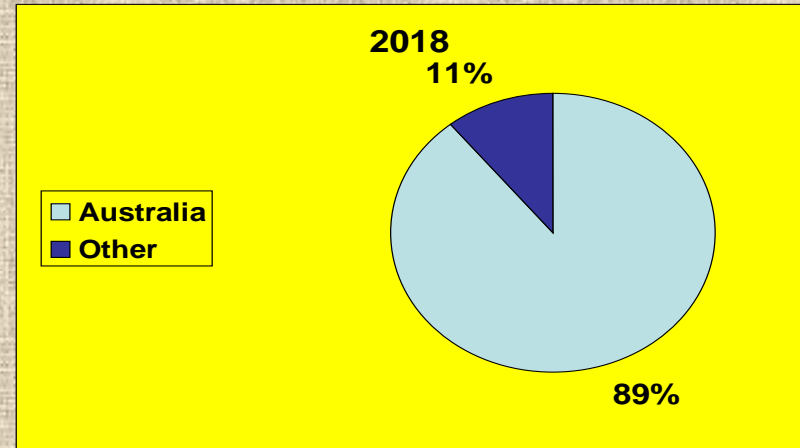
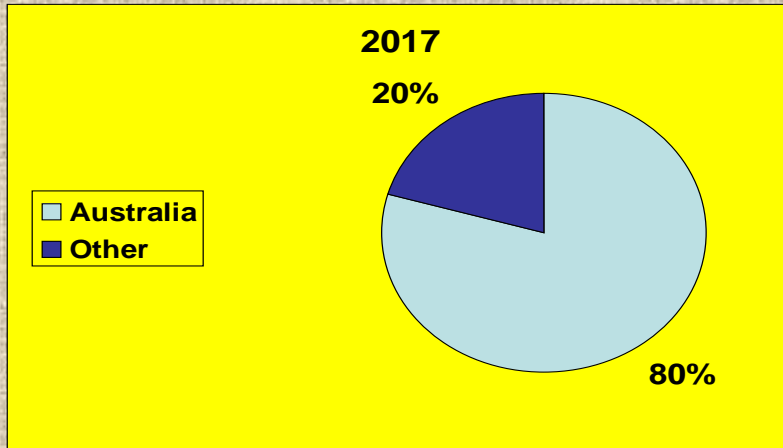


Pulses Import from Australia

Commodity	2016 Jan-Dec	2017 Jan-Dec	2018 Jan-Dec	2019 Jan-Sept
Chickpeas	224 k	334 k	189 k	32 k
Lentils	17 k	38 k	12 k	7 k

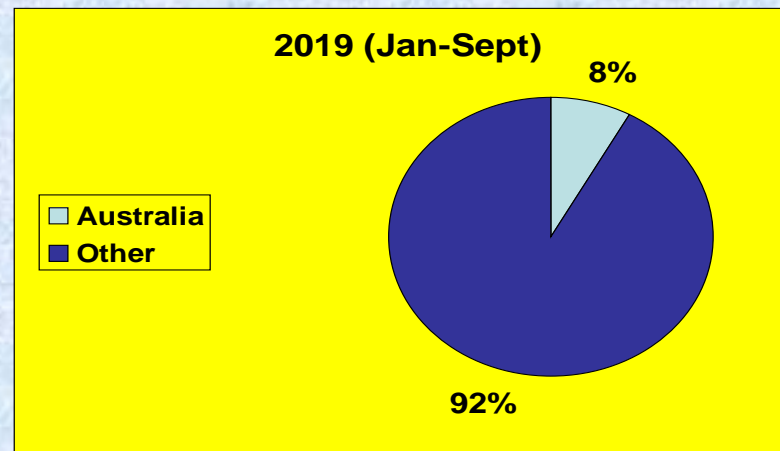
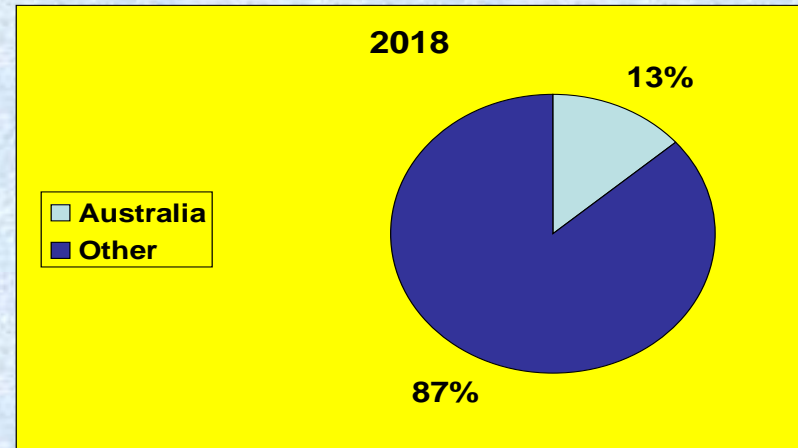
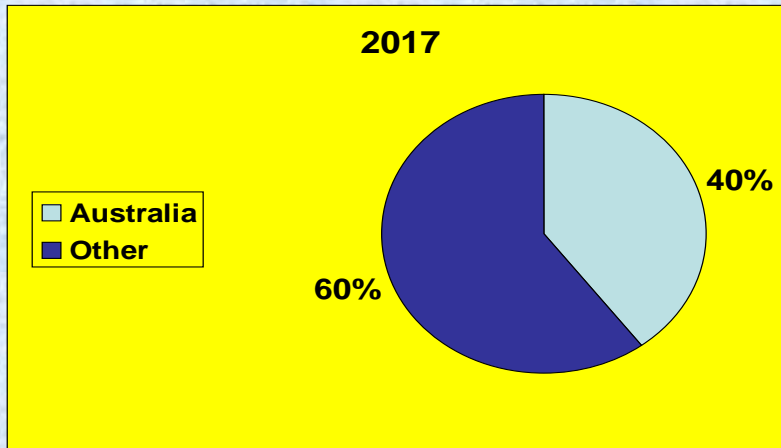
Import from Australia VS Total import 2017 vs 2018 vs 2019 (Jan-Sept)

Desi Chickpeas



Import from Australia VS Total import 2017 vs 2018 vs 2019 (Jan-Sept)

Red Lentil



Price Outlook



Muhammad Ahmed AWAM Group

THANK YOU

Muhammad Ahmed AWAM Group